

Name _____

1.8 Jesus Loves Children a Bunch (ch) (Mark 10:13-16)

Directions: 1. **Read the Bible** story aloud from your Bible in your own native language or a children's Bible. 2. **Ask:** What did the disciples say to the parents who were bringing their children to Jesus? Why? 3. Students **pre-read** words in the boxes below. 4. The **student reads** the bolded lines in the *I Read, You Read Bible Story* (page 2). Stronger readers read the unbolded lines. 5. **Ask:** How did Jesus show his love for children? How can children (and others) show their love for Jesus? 6. **Color** code or **label** words in the drawing below. Fill in the **word bubbles** with words the characters (or God) might say. **Write a sentence** about the story.

Words to read

children, chins, chat, chest

which, rich, such, much

lunch, munch, bunch, crunch

chicks, chicken

Sight words

Jesus, picnic, like, bless

my, me, so

Rule breakers

loves, put, said, to, do
the, come, his



1.8 Story: Jesus Loves Children a Bunch!

I Read, You Read Bible Story Mark 10:13-16 (ch)



What a good day it was. Jesus was in town!

At a picnic, moms and kids had lunch. Chat, chat, chat.

Munch, munch, crunch...such a glad lunch.

"Jesus is here. Let's go see him," the moms said.

Kids went with moms. "Jesus will bless them," moms said.

Jesus loves children so much...a bunch!

He hugged the babies and prayed for the boys and girls.

"Jesus, bless my children," a dad said. But...

The disciples said, "Stop! Go away. No, don't bother Jesus."

The children got sad. Jesus got mad.

He said, "Let the children come to me. Do not stop them."

Jesus said that the Kingdom of Heaven belongs to them.

Children just trust God. Jesus said, "Come back!"

Like a chicken with chicks, Jesus loves children. Which children?

He loves rich children and not rich, big and not big.

He put his hands on the children's chins to bless them.

He touched each little cheek. Every baby

he set on his lap next to his chest.

Children, moms, and dads went

home happy and blessed.


The End



1.8 Story: Jesus Loves Children a Bunch


(Mark 10:13-16) *I Read, You Read Bible Story*

Name _____




1. What a good day it was.

Jesus was in town!




2. At a picnic, moms and kids had lunch.
Chat, chat, chat.



3. Munch, munch, crunch...
such a glad lunch.



4. "Jesus is here. Let's go see him,"
the moms said.



5. Kids went with moms.
"Jesus will bless them,"
moms said.




6. Jesus loves children so much...a bunch!



7. He hugged the babies and prayed for the boys and girls.



8. "Jesus, bless my children,"
a dad said. But...



9. The disciples said, "Stop! Go away.
No, don't bother Jesus."



10. The children got sad.
Jesus got mad.
He said, "Let the
children come to me."




11. "Do not stop them."
Jesus said that the
Kingdom of Heaven
belongs to them.



12. Children just trust God.
Jesus said, "Come back!"



13. Like a chicken with chicks, Jesus loves
children. Which children?



14. He loves rich children
and not rich, big and not big.



15. He put his hands on the children's chins to
bless them.



16. He touched each little cheek.



17. Every baby he set
on his lap next to his chest.



18. Children, moms,
and dads went home
happy and blessed.



The End

1.8 SONG: Jesus Loves Children a Bunch

Song with Pre-Read Words

Jesus loves the little children.

He loves them so much,

such a bunch. Moms and

kids chat at the lunch.

They love Jesus just as much.

Jesus loves the little children such a bunch.

“Jesus, bless my little children.”

Moms and dads and kids are glad.

Men said, “Stop and do not stay.

You must all go, go away!”

Now, much of the moms and dads and kids are sad.

Jesus said, “Come, little children. Come to me and play and stay. I don’t want you to go away. Come to

me; we’ll play all day!”

Jesus loves the little children such a bunch.

New Words

children, lunch, bunch

much, such, chat

Sight Words

little, all, now, Jesus

he, me, go, so, we’ll

stay, day, play, away



Rule Breakers

loves, they, are, you, do, to

come, don’t, want, of, said

1.8 SONG: Jesus Loves Children a Bunch


Jesus loves the little children.

He loves them so much,

such a bunch. Moms and

kids chat at the lunch.

They love Jesus just as much.



Jesus loves the little children such a bunch.

“Jesus, bless my little children.”

Moms and dads and kids are glad.

Men said, “Stop and do not stay.

You must all go, go away!”



Now, much of the moms and dads and kids are sad.

Jesus said, “Come, little children. Come to me and play and stay. I don’t want you to go away. Come to me; we’ll play all day!”


Jesus loves the little children such a bunch.



1.8 Song: Jesus Loves Children a Bunch

(ch) Mark 10:13-16

Name _____



1. Jesus loves the little children.

He loves them so much,

such a bunch.



2. Moms and kids chat
at the lunch.

They love Jesus just
as much.




3. Jesus loves the little
children such a bunch.



4. "Jesus, bless my little children."

Moms and dads and kids are glad.



5. Men said, "Stop and do not stay.

You must all go, go away!"



6. Now, much of the moms
and dads and kids are sad.



7. Jesus said, "Come,
little children.
Come to me
and play and stay."



8. "I don't want you
to go away. Come to me;
we'll play all day!"



9. Jesus loves the little children such a bunch.



Name _____

1.8 Jesus Loves Children a Bunch Song

Fill in the missing letters and words.

Jesus loves the little _ _ ildren.

He loves them so _ _ _ _ ,

such a bunch. Moms and

kids _ _ _ _ at the lunch.

They love Jesus just as _ _ _ _ .

Jesus loves the little children such a

_ _ _ _ _ .

“Jesus, _ _ _ _ _ my little _ _ _ _ _ ren.”

Moms and dads and _ _ _ _ are glad.

Men _ _ _ _ , “Stop and do not stay.



You must all go, go away!"

Now, much of the _ _ _ _ and dads
and kids are sad.

Jesus said, "Come, little _ _ _ _ _ _ _ _

Come to me and play and stay. I

don't want _ _ _ to go away. _ _ _ _

to me; we'll play all day!"

Jesus loves the little

children such a _ _ _ _ _ .



Song 1.8 Jesus Loves Children a Bunch

Mark 10:13-16 (ch)

Name _____




1. Jesus loves the little children.



2. He loves them so much,
such a bunch.




3. Moms and kids
chat at the lunch.



4. They love Jesus
just as much.




5. Jesus loves the little
children such a bunch.



6. "Jesus, bless my
little children."



7. Moms and dads
and kids are glad.




8. Men said, "Stop and do not stay."



9. "You must all go, go away!"



10. Now, much of the moms
and dads and kids are sad.



11. Jesus said, "Come,
little children."



12. "Come to me and play and stay."



13. "I don't want you
to go away."



14. Come to me;
we'll play all day!"



15. Jesus loves the
little children
such a bunch.



The End

Bible Extension Activities: Bible Basics and Child Protection

In this activity, kids will contrast and compare different Bible accounts.

Prepare: Photocopy one copy for each child of the following page and our Bible story on page 2. Have the children bring in their own Bible. Bring in children's illustrated Bibles.

Show the children how to look up the passage in Mark 10: 13-16. **Explain** how to find verses by the book, chapter, and verse. **Say:** God thinks children are so important and special, that he wanted to make sure that everyone knew how much Jesus loves the children. **Ask:** Can you find this story in these two other gospels? Help them understand what a gospel is – the Good News...the four stories of the life of Christ told in Matthew, Mark, Luke, and John.

Explore the Bibles and the three similar passages. **Ask:** How many verses are in each story? What is the same and what is different? Circle anything that is unique. Compare/contrast our version of this Bible story (page 2 above). What did we add with our own imagination? What did Jesus mean when he said, "The Kingdom of Heaven belongs to those who are like children?" What action did Jesus take with the children? How did Jesus stand up for children? How can you?



Important: Jesus very appropriately placed his hands on the children's heads for the important Jewish tradition of blessing a child (see more about blessings below). Please make sure your students understand this. It would be a good time to remind them that no one is allowed to touch a child anywhere else for any other reason. Review your church or school's safety manual. Remember, that if you teach children in any capacity, you are a mandated reporter of abuse. See this 5-minute intro about SAFE PRACTICES to protect yourself and your students: <https://video.search.yahoo.com/search/video?fr=mcafee&ei=UTF-8&p=child+safeguarding+policies+and+procedures&type=E211US752G0#id=1&vid=b09a2ed8ea90e9698cae094fe1dec9e2&action=click>

Jesus Blesses the Children Mark 10: 13-16

13 One day some parents brought their children to Jesus so he could touch and bless them. But the disciples scolded the parents for bothering him.



14 When Jesus saw what was happening, he was angry with his disciples. He said to them, "Let the children come to me. Don't stop them! For the Kingdom of God belongs to those who are like these children. 15 I tell you the truth, anyone who doesn't receive the Kingdom of God like a child will never enter it." 16 Then he took the children in his arms and placed his hands on their heads and blessed them.

=====

Jesus Blesses the Children Matthew 19: 13-15

13 One day some parents brought their children to Jesus so he could lay his hands on them and pray for them. But the disciples scolded the parents for bothering him.

14 But Jesus said, "Let the children come to me. Don't stop them! For the Kingdom of Heaven belongs to those who are like these children." 15 And he placed his hands on their heads and blessed them before he left.

=====

Jesus Blesses the Children Luke 18: 15-17

15 One day some parents brought their little children to Jesus so he could touch and bless them. But when the disciples saw this, they scolded the parents for bothering him. 16 Then Jesus called for the children and said to the disciples, "Let the children come to me. Don't stop them! For the Kingdom of God belongs to those who are like these children. 17 I tell you the truth, anyone who doesn't receive the Kingdom of God like a child will never enter it."

Bible Extension Activities: **Shalom! Biblical Blessings**

In this activity, kids will receive a blessing and parents will learn about it.

Prepare: Photocopy one copy for each child of this page the following two pages. Crayons or colored pencils. You will also need a way to play the YouTube Blessing Song on the following page.

Say: Why did Jesus bless the children? Jesus grew up in a Jewish home. The Jewish people are also called Jews, Hebrews, or Israelites. They have a beautiful tradition, which God taught them. It is blessing their children. A blessing is like a prayer. Read together Numbers 6:22-27. Let the **children color** the picture below while you explain about blessing. Let them listen to the **Blessing Song** and try to understand the words in bold.

For parents: Think about incorporating some of these wonderful traditions into your home. Not only will these practices impact your children today, but the blessings will last a lifetime! Here are some customs you can adapt to your own family: Every Friday night, light a candle. The dad will stand behind the son and the mother behind the daughter. The parents place one or both hands on the child's head and say or whisper the blessing. Ceremonial times bring new blessings. The sons say one line and the daughters another. Some Christian families add communion and other family members can bless each other.

Some blessings to incorporate into your prayers: May the Lord give you ...

- * dreams and visions for your future plans
- * a dedicated, Christian mate
- * peace in your spirit, soul, and body
- * health and happiness
- * concentration in your studies
- * great classmates and caring, kind teachers
- * good friends to play and grow with
- * a career you will enjoy
- * a huge love for God and Scripture
- * blessings so you can be a blessing to many
- * understanding about who Jesus is and how to follow him



The Blessing Song by Joshua Aaron

<https://www.youtube.com/watch?v=kzqrWae5IK4> Listen in Hebrew; read the words in English.

Learn: Adoni means "Lord." Shalom means "peace." Amen means "let it be so."

The LORD bless you and keep you

יְבָרֶכֶךָ יְהוָה, וַיִּשְׁמְרֶכָּ (Yevarechecha Adonai, VeYishmerecha)

Make His face shine upon you and be gracious to you

יָאֵר יְהוָה פָּנָיו אֵלֶיךָ, וַיַּחֲנֹכָּ (Ya'er Adonai Panav Eleycha ViChuneka)

The LORD turn His face toward you and give you peace

יֵשָׁא יְהוָה פָּנָיו אֵלֶיךָ, וַיַּשֵּׁם לָךְ שְׁלוֹם

(Yisa Adonai Panav Eleycha, VeYasem Lecha Shalom)

(repeat first 3 lines)

Amen, amen, amen Amen, amen, amen

May His favor be upon you to a thousand generations

יְהִי חַסְדּוֹ אֵלֵיכָּה לְאַלְפֵי דוֹרוֹת (Yehi chasdo aleicha le'alfei dorot)

Your family and your children

מִשְׁפַּחְתְּךָ וְיִלְדֶיךָ (Mishpachtech viladecha)

Your generations after you

דּוֹרוֹתֶיךָ אַחֲרָיִךְ (Dorotech achareicha)

May His presence go before you

רוּחוֹ תֵלֵךְ לִפְנֵיךָ (Rucho telech lefaneicha)

Beside you and behind you

לְצִידֶךָ, אַחֲרָיִךְ (Letsidecha achareicha)

All around you and within you

מִסְבִּיבֶךָ, בְּלִיבֶךָ (Misvivecha belibecha)

He is with you, He is with you

הוּא אִתְּךָ (Hu itcha, Hu itcha)

In the morning, in the evening

בַּבּוֹקֵר וּבָעֶרֶב (Baboker uvaerev)

In your going and your coming

בְּצֵאתְךָ וּבּוֹאֶךָ (Betzetech uvoecha)

In your weeping and rejoicing

בְּסִבְלוֹתֶיךָ וּבְשִׂשְׁרוֹךָ (B'sivlotech beoshrecha)

He is for you, He is for you

הוּא אִתְּךָ (Hu itcha, Hu itcha)

He is for us, He is with us

הוּא אִתָּנוּ יַם כּוֹלָנוּ (Hu itanu im kulanu)

He is for you, He is for you

הוּא אִתְּךָ (Hu itcha, Hu itcha) **Amen, amen, amen, amen, amen, amen**

(repeat first 3 lines) **Amen, amen, amen, amen, amen, amen**

Peace שְׁלוֹם (Shalom)





May the Lord bless you and keep you.

May the Lord smile upon you and be gracious to you.

May the Lord look on you with favor and give you peace.

Number 6:24-26

Bible Extension Activities: **Do NOT Stop them!**

In this activity, kids will play a bowling game.

Prepare: You will need a soft ball. Photocopy onto card stock six of the following page. Cut the outline and bend so that the image stands up.

Ask: What did the disciples say to Jesus? What did he say back? What stops you from going to church? **List the reasons** on the backs of the disciples' images. Here are six possible problems. **Brainstorm** ways to overcome each roadblock: 1. Staying up late the night before. 2. I need a ride to church. 3. Sometimes I just don't want to go. 4. Parents or relatives don't encourage me to go. 5. I'm afraid I won't fit in with the other kids there. 6. The service is long and I get bored.

Say: PREPARE! **Think of ways to overcome** each reason: go to bed on time, talk to my teachers about a ride; ask God to give you the desire to go. Invite your parents. Try to invite a child from your class to play. Go prepared with pages to color. You can use our pages from the story and song. Print them and bring a clipboard and crayons to church to quietly color during the service. Try to participate with the songs and sermon. Find out if there is a children's ministry and try it!

Set the "pins" (pictures of disciples) up in a triangle. As each child takes a turn **bowling**, have them first **repeat the verse**: "Let the children come to me. Do not stop them."



Use the reverse sides to think of ways to come into a closer relationship with Jesus: praying, listening to Christian songs, reading my Bible, getting baptized, having Christian friends, asking questions about what I don't understand, etc. **Play the game** the same way but use the picture of Jesus with the children.

Copy six of these pages onto card stock. Cut the outside and bend at the dotted line so the image stands up.



Name _____

Draw a picture of yourself on the left blank side. Read the prayer. Fold in so the prayer is hidden in the middle and you are right next to Jesus.

Dear Jesus,
Help me to
come to
you. Help
my heart to
be close to
yours. Help
me to love
you. Help
me to obey
you. Help
me to serve
you. Help
me to
share the
love of
Jesus with
everyone I
know. Let
no one
stop me.
Let no one
confuse
me.

I ask you to
help me to
put you
first. Please
help me to
pray to
you. Teach
me to pray.
Help me
read your
Word
often. Help
me find
good
Christian
friends.
Help me to
get to
church
each week.
Thank you!

Amen



Name _____

Draw a picture of yourself on the left blank side. Write a prayer inside the dotted lines. Fold in so the prayer is hidden in the middle and you are right next to Jesus.

.....

.....

.....

