

Name _____

1.5 You Must Just Trust (ŭ) Isaac and Rebekah (Genesis 24)

Directions: 1. **Read the Bible** story to students from your Bible or a children's Bible. 2. **Ask:** Abram was the boss and could have picked the best land for himself. Instead, what did he do? Why? How is this a good example for us? 3. Students **pre-read the words** in the boxes. 4. The **student reads** the bolded lines in the *I Read, You Read* story. Stronger readers read the unbolded lines. 5. **Ask:** Abram did not want the families to fight. What can you do when there is fighting in your family? 6. **Color** code or **label** the words in the drawing below. Fill in the **word bubbles** with words the characters might say. **Write a sentence** about the story.

New Words

up, **us**, **Uz**, **Buz**, but, **luck**
must, **just**, trust, **jump**
fun, **sun**, **run**, husband
tug, **rug**, **jug**, **hug**, **lug** *
huff, **puff** * (to pull)

Rule Breakers

you, the
his, is, has
as, was, one
said, have

Sight Words

with, this, **asked**
he, be, she, go
good, for
Isaac, Rebekah



1.5 You Must Just Trust

(Isaac and Rebekah) *I Read, You Read Bible Story*

Abraham said to his servant, "Isaac needs a wife.

Will you get up and help us?"

"Yes," he said, "I must just trust God to help us."

Abraham and the servant said to Isaac,

"We will find the perfect wife for you.

"But, will you trust us? You must just trust us."

"Yes," Isaac said. "I must just trust."

The servant and camels left on the long trip.

"Good luck. Have fun." The sun was up. Huff, huff. Puff, puff.

The camels got thirsty. They stopped at a well for water.

The man met Rebekah at the well. She got a jug - lug, tug.

She gave him water and gave all the camels water too.

"This is just as I asked God! She must be the one!"

the servant thought. He went to her house. He met Laban

and he met Buz and Uz.

They all asked Rebekah:

"Will you go with this man?

He has a husband for you."

She said, "Yes, I must just trust God."

Jacob sat in his tent on the rug but he said, **"I will jump up.**

I will run and hug her." And he did.

The End



1.5 Story: You Must Just Trust

I Read, You Read Bible Story

Name _____



1. Abraham said to his servant, “Isaac needs a wife. Will you get up and help us?”



2. “Yes,” he said, “I must just trust
God to help us.”




3. Abraham and the servant said to Isaac,
“We will find the perfect wife for you.”




4. “But, will you trust us?
You must just trust us.”

“Yes,” Isaac said.


“I must just trust.”




5. The servant and camels left on the long trip. “Good luck. Have fun.”




6. The sun was up.
Huff, huff. Puff, puff.




7. The camels got thirsty. They stopped
at a well for water.




8. The man met Rebekah at the well.
She got a jug –
lug, tug.



9. She gave him water and gave all the
camels water too.



10. “This is just as I asked God! She must be the one!” the servant thought.




11. He went to her house. He met Laban and he met Buz and Uz.




12. They all asked Rebekah: “Will you go with this man? He has a husband for you.”



13. She said, “Yes, I must just trust God.”



14. Jacob sat in his tent on the rug but he said, "I will jump up. I will run and hug her."



15. And he did.



1.5 Song: You Must Just Trust Song with Pre-Read Words

I must just trust God for my wife.
I must just trust God for my wife.
She will be my wife for life.
She will be my wife for life.
I must just trust God for my wife.



New Words
must, just, trust
sun, run, up
huff, puff
jug, lug, hug
jump, husband

The sun was up – huff, huff, huff, puff.
The sun was up – huff, huff, huff, puff.
Let me drink and my camels too.
Let me drink and my camels too.
The sun was up – huff, huff, huff, puff.

He met Rebekah at the well.
He met Rebekah at the well.
She got a jug and lug, lug, lug.
She got a jug and lug, lug, lug.
He met Rebekah at the well.

Rule
Breakers
the
was
you
have

Sight words
I, for, my, go
wife, life
she, be, me, he
with, now, too
drink, camels
Rebekah

Will you trust God and go with him?
Will you trust God and go with him?
Yes, I must just trust, trust, trust.
Yes, I must just trust, trust, trust.
I will trust God and go with him.

The man did run and jump and hug.
The man did run and jump and hug.
Now I have my wife for life.
Now I have my wife for life.
The wife and husband hug and hug.



1.5 Song: You Must Just Trust

I must just trust God for my wife.
I must just trust God for my wife.
She will be my wife for life.
She will be my wife for life.
I must just trust God for my wife.




The sun was up – huff, huff, huff, puff.
The sun was up – huff, huff, huff, puff.
Let me drink and my camels too.
Let me drink and my camels too.
The sun was up – huff, huff, huff, puff.

He met Rebekah at the well.
He met Rebekah at the well.
She got a jug and lug, lug, lug.
She got a jug and lug, lug, lug.
He met Rebekah at the well.



Will you trust God and go with him?
Will you trust God and go with him?
Yes, I must just trust, trust, trust.
Yes, I must just trust, trust, trust.
I will trust God and go with him.



The man did run and jump and hug.
The man did run and jump and hug.
Now I have my wife for life.
Now I have my wife for life.
The wife and husband hug and hug.

1.5 You Must Just Trust Song to Color (Isaac and Rebekah)

Name _____



1. I must just trust God for my wife.


I must just trust God for my wife.




2. She will be my wife for life.
She will be my wife for life.
I must just trust God for my wife.




3. The sun was up - huff, huff, huff, puff.
The sun was up - huff, huff, huff, puff.



4. Let me drink and my camels too.
Let me drink and my camels too.



5. The sun was up – huff, huff, huff, puff.



6. He met Rebekah at the well.

He met Rebekah at the well.



7. She got a jug and lug, lug, lug.

She got a jug and lug, lug, lug.



8. He met Rebekah at the well.




9. Will you trust God and go with him?
Will you trust God and go with him?




10. Yes, I must just trust, trust, trust.
Yes, I must just trust, trust, trust.



11. I will trust God and go with him.



12. The man did run and jump and hug.
The man did run and jump and hug.



13. Now I have my wife for life.
Now I have my wife for life.



14. The wife and husband hug and hug.

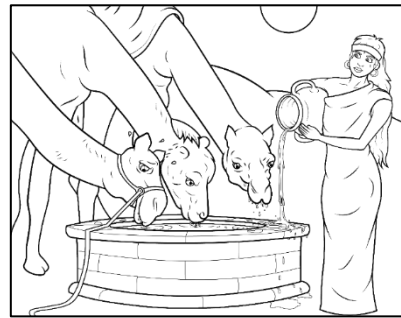


The End

Name _____

1.5 You Must Just Trust song.

Fill in the missing letters and words.



I _ _ _ _ just trust God for my wife.

I must just trust _ _ _ for my wife.

She _ _ _ _ be my wife for life.

She will _ _ my wife for life.

I must _ _ _ _ trust God for my wife.

The _ _ _ was up - huff, huff, huff, puff.

The sun _ _ _ up - huff, huff, huff, _ _ _ _.

Let me drink and my camels too.

_ _ _ me drink and my camels too.

The sun was _ _ – huff, huff, huff, puff.

He met Rebekah at the _ _ _ _ .

He _ _ _ Rebekah at the well.

She got a _ _ _ and lug, lug, _ _ _ .



She _ _ _ a jug and lug, lug, lug.

He met Rebekah at the _ _ _ _ .

Will _ _ _ trust God and go with him?

Will you trust God and go with _ _ _ ?

Yes, I must just _ _ _ _ , trust, trust.

_ _ _ , I must just trust, trust, trust.

I will trust God and _ _ with him.


The _ _ _ did run and jump and hug.

The man did run and jump and _ _ _ .

Now I have my wife for life.

Now I _ _ _ _ my wife for life.

The wife _ _ _ husband hug and hug.

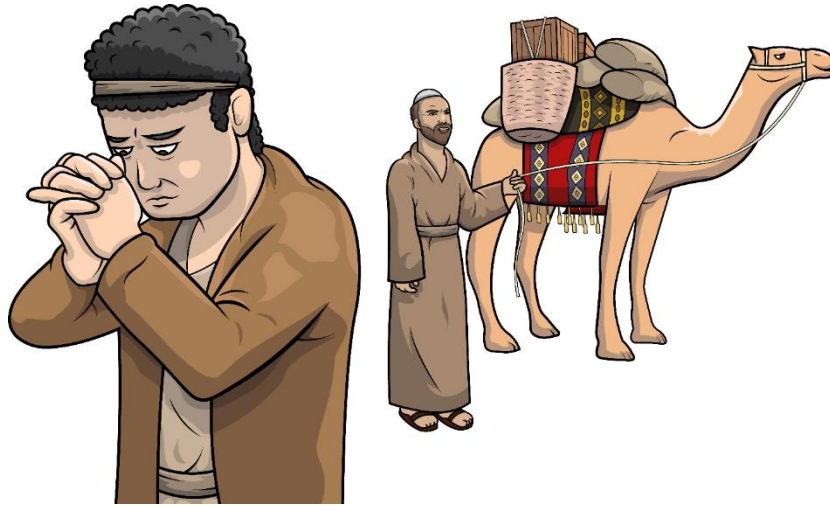


1.5 You Must Just Trust Song in Color (Genesis 24)

Name _____

1. I must just trust God for my wife.

I must just trust God for my wife.




2. She will be my wife for life.

She will be my wife for life.


I must just trust God for my wife.




3. The sun was up - huff, huff, huff, puff.
The sun was up - huff, huff, huff, puff.



4. Let me drink and my camels too.
Let me drink and my camels too.



5. The sun was up huff, huff, huff, puff.



6. He met Rebekah at the well.

He met Rebekah at the well.



7. She got a jug and lug, lug, tug.
She got a jug and lug, lug, tug.



8. He met Rebekah at the well.




9. Will you trust God and go with him?
Will you trust God and go with him?




10. Yes, I must just trust, trust, trust.
Yes, I must just trust, trust, trust.



11. I will trust God and go with him.



12. The man did run and jump and hug.
The man did run and jump and hug.



13. Now I have my wife for life.
Now I have my wife for life.



14. The wife and husband hug and hug.



Bible Extension Activities: Chain of Trust

In this activity, kids will make a paper chain to decorate a posterboard.

Prepare: Cut many pieces of construction paper (use light colors) into strips 2 inches by 8.5 inches. You will need at least two full sheets of paper per student. Need: marker board, markers, stapler or tape, pens.

Say: In our Bible story, there was a lot of trust going on to accomplish the will of God. People had to trust God and each other. **Ask:**

- * Who did Abram have to trust?
- * Who did Isaac have to trust?
- * Who did the servant have to trust?
- * Who did Rebekah have to trust?



Read aloud Genesis 24. Have the kids take notes about who had to trust during the story. You can write it on the board as they tell you.

Say: This story of trust became like a chain linked together. Isaac, Abram, Rebekah, and even Rebekah's family had to trust God. They also had to trust a man they most likely didn't know. But as they all trusted God and each other, it made for an ever-after happy ending. **Ask:** What was that?

Do: Have the kids tell you who trusted whom. You write the sentences on a board. Remember that in trusting each other, they were trusting God with the outcome: "Abram had to trust his servant." "Abram had to trust God." The students can **copy these sentences** onto the paper rectangles, one sentence per "link." **Ask:** Who do you have to trust? Have the kids **write** personalized sentences on one link at a time: "I trust God." "I trust my friend Jess." **Staple** (or tape) all the links together. As a team, make a posterboard that says, "We must trust God. We must trust each other." Tape the colorful link around the posterboard to decorate the class and remember that we must just trust.


Extend the Fun: Make another paper chain without words. Have two kids hold each end, stretching it out. **Ask:** What can break trust? As the kids think of trust-breakers (lies, laziness, etc.), they can run through and try to break the chain. Keep playing until there's not enough chain to break.

Bible Extension Activities: Find the Perfect One!

In this activity, kids will flip coins and discover a mate must be a believer.

Read aloud Genesis 24:1-10.

Ask: Why did Abram's servant have to go so far away to find a wife for Isaac?



Say: Abram lived among nonbelievers. Their gods were fake idols. Abram wanted his son to only marry a girl who knew the one true God. **Ask:** Does God care who we marry these days? Do you know his marriage rules?

Say: God does not provide us rules for our mate as far as their ethnicity (race), size, or amount of money they make. He does tell us that a man may only marry a woman and a woman may only marry a man. He does not allow two women to marry or two men to marry (see Matthew 19:4-6). Believers should only marry other believers. Remember that God will expect you to only date and marry another Christian. That means there will be a lot of people you will have to say no to (see 2 Corinthians 6:14).

Play a game with coins. First, gather a handful of coins. Use quarters, nickels, dimes, and pennies, even coin dollars. These coins represent our potential mates - the different sizes, value, and color represent the variety in these mates. Coins that land head-up represent Christians. Tail sides represent non-Christians. Lay a white paper towel in a cookie sheet. On the left, write in marker, "OK to marry (heads)." Beneath that draw a line and write under it, "NOT ok to marry." The student holds all the coins in his hand and tosses them onto the paper towel. He separates the tails-up (non-believers) to the box that says "NOT ok to marry." He should say while he is pushing them into the box: "Sorry, I must marry a believer." He pushes the heads-up coins into the "OK to marry" box while saying: "It is OK to marry a believer." Then he picks up the OK coins and tosses them again. He separates them as below. He does this a number of times until there is only one heads-up coin. She (he) is the one!

Extra fun: Who can find a mate with the least number of tosses? What you would like in a mate? How can you become a great mate to date?



Bible Extension Activities: **Steps to Success**

In this activity, kids will make footprint books to learn how to succeed.


Ask: How do we get to be successful? What does success mean to you? What did Isaac need success for? Do we always get what we want just because we pray about it?

Say: This beautiful love story has many lessons woven into it. If we search, we can find steps to success by seeing the steps that Abram, Isaac, the servant, and Rebekah took. **Read** these verses. **Ask:** How is each bolded key word is a step to success?

1. **Obey:** Genesis 24:1-9 (Abram obeyed God to make sure the wife for his son would be a woman who worships God.)
2. **Pray:** Genesis 24:12-15 (The servant prayed every *STEP* of the way. Notice how close his relationship is to God. They just talked together.)
3. **Step Out:** Genesis 24:10, 40 (Whether your journey is across a room to apologize or across the ocean to serve as a missionary, step out in faith.)
4. **Watch:** Genesis 24: 20 (Look at the results to see if the Lord is making your journey successful.) *
5. **Worship:** Genesis 24:48 (He bowed down and worshipped the Lord. He praised God who led him on the right road. Always give God the credit.)
6. **Tell:** Genesis 24: 33, 66 (When God blesses your journeys, share this great news with others. The servant could not contain his joy.)

Make a booklet using the footprints on the next page. Cut the feet out. Write the bolded key word on each footprint in marker. In pencil, write a short prayer on the back of each footprint. Hole punch. Use a ring or a twist tie. Celebrate your successes with praise, prayer, and music!

* God's answers can be different from what we ask. Some believers in countries that are hostile to the Gospel will put Christians in prison. Obedience, prayer, and boldness can cost a lot. Often, these believers bring many to faith behind bars. This is a different kind of answer but still success.



Steps to Success

