

Teaching Packet

1. Will Mary Say Yes to God?


Use any or all as additional curriculum. Print as many as you like.

Contents	Page
Sound-to-Symbol Pages Use the story and charts and student recording sheet to create your own spelling and sentence dictation lesson.	2-3
Full Story The “b’s” are in blue for our dyslexic learners.	4
Rule Breakers Use these cards to drill on non-phonetic words.	5-6
Speed Drill Build fluency with 1-minute readings and the recording chart	7-8
Readers’ Theater The story is turned into a play that students read with expression.	9-10
Silly Sentences Game Mix phrases to build fluency.	11
GrammART Illustrate a sentence with nouns, verbs, and prepositional phrases.	12
Phonemic Awareness Warm up before reading with these simple word-play activities.	13
Magic Stepping Stones Substitute letters to turn one object into another.	14
Spell Well Game Use these mix-and-match cards to learn spelling rules.	15-17
Multi-Syllable Madness Play games to pull together, take apart, and spell longer words.	18-19
Letter Tiles Photocopy these letters and digraphs onto cardstock to build words.	20-21

For more details on how to use our teachers’ packet, go to:
www.easyreadenglish.com/teachers

Sound-to-Symbol Page (Spelling and Sentence Dictation)

1. Will Mary Say Yes to God?

Closed short vowel	Open long vowel	Silent e long vowel	Vowel Teams long vowels
a t hap- th a t Na z - y e s bless -s e ph -r e th t ell left w ill this w ith him G od j o b u p u s m ust	ba a by Ga a briel me she Je e sus re e joice go o ing o o ver Jo o seph ba by y hap p y might y	in i de	a fra i d s ay high m ight y s oon grew e
Vowel Teams other sounds	r- controlled	Consonant l-e	Other sounds
a ou t ow re oi ce	Lo rd he r o er se r vant won er ful	impossi le Other sounds - <u>old</u> , - <u>ost</u> , <u>oll</u> , - <u>olt</u> , <u>ind</u> , - <u>ild</u> to ld mo st ch ild	- <u>nk</u> , - <u>ng</u> ki ng go ing <u>schwa</u> ba nan a  a fraid a bout Naz a reth

Sentences:

Write 2-3 sentences from the story to dictate to your student.

- 1.
- 2.
- 3.

Student Name _____ Date _____ Points _____

Lesson 1 Will Mary Say Yes to God? Sound-to-Symbol (spelling and writing)

Phonograms:

- | | | | |
|----------|-----------|-----------|-----------|
| 1. _____ | 6. _____ | 11. _____ | 16. _____ |
| 2. _____ | 7. _____ | 12. _____ | 17. _____ |
| 3. _____ | 8. _____ | 13. _____ | 18. _____ |
| 4. _____ | 9. _____ | 14. _____ | 19. _____ |
| 5. _____ | 10. _____ | 15. _____ | 20. _____ |

Words to spell:

- | | |
|-----------|----------------|
| 1. _____ | 11. _____ |
| 2. _____ | 12. _____ |
| 3. _____ | 13. _____ |
| 4. _____ | 14. _____ |
| 5. _____ | 15. _____ |
| 6. _____ | 16. _____ |
| 7. _____ | 17. _____ |
| 8. _____ | Nonsense Words |
| 9. _____ | 18. _____ |
| 10. _____ | 19. _____ |
| | 20. _____ |

Rule breakers to spell:

- | |
|-----------|
| 1. _____ |
| 2. _____ |
| 3. _____ |
| 4. _____ |
| 5. _____ |
| 6. _____ |
| 7. _____ |
| 8. _____ |
| 9. _____ |
| 10. _____ |

Sentences:

- | |
|----------|
| 1. _____ |
| 2. _____ |
| 3. _____ |

Mary and Joseph were soon to be married. They both loved God and obeyed him. God told the angel Gabriel, "Go to Nazareth and tell Mary about a wonderful job I have for her."

The angel Gabriel came to Mary. He said, "Rejoice! The Lord is with you. Mary, you are blessed."

Mary was afraid and upset. But the angel said, "Don't be afraid, Mary. God is happy with you. You are going to have a baby! You must call him Jesus. Your son will be a mighty king. His kingdom will never end."

Mary asked, "How will this be?"

The angel said, "Nothing is impossible with God. The Holy Spirit will come over you. This child will be called Son of the Most High God."

Mary said, "Yes. I am a servant of the Lord. Let it be done to me as God says."

The angel left. Baby Jesus grew inside Mary. She was happy that she said yes to God.

Rule Breakers

Photocopy onto cardstock, cut and drill your student on reading and spelling.

is	his	of
son	they	to
you	your	as
says	were	are

said	nothing	they
obey	have	love
come	don't	both

.

Will Mary Say Yes to God? Speed Drill 100 words at rl:3.0

Mary and Joseph both loved God	6
and obeyed him.	9
God told the angel, "Go to Nazareth	16
and tell Mary about a wonderful job	23
I have for her."	27
The angel came to Mary.	32
He said, "Rejoice! The Lord is with you.	40
Mary, you are blessed."	44
Mary was afraid and upset.	49
But the angel said, "Don't be afraid, Mary.	57
You are going to have a baby!	64
Mary said, "Yes. I am a servant of the Lord.	74
Let it be done to me as God says."	83
The angel left. Baby Jesus grew inside Mary.	91
She was happy that she said yes to God.	100

Repeated One-Minute Readings Will Mary Say Yes to God?

Student Name _____ Date _____

Record how many words you read correctly in one-minute readings. If you miss a word, go back and reread the whole sentence. Are you becoming a speedier reader?!

Read the story over different days. Fill in the columns with a different color each time.

Words						
100						
95						
90						
85						
80						
75						
70						
65						
60						
55						
50						
45						
40						
35						
30						
25						
20						
15						
10						
5						
Reading	1	2	3	4	5	6

Readers' Theater

Students chose and highlight their own lines. Practice with much oral expression. Present to another group. N= Narrator; A=All, God, Mary, Joseph, Angel. Fill in the names of the speakers in the blank lines.

All _____: Will Mary Say Yes to God?

N _____: Mary and Joseph were soon to be married.

(Optional action: Mary and Joseph hold hands and smile at each other)

N _____: They both loved God

N _____: and obeyed him.

N _____: God told the angel Gabriel,

God _____: "Go to Nazareth and tell Mary about a wonderful job I have for her."

N _____: The angel Gabriel came to Mary.

N _____: He said,

Angel _____: "Rejoice! The Lord is with you.

ALL _____: Mary, you are blessed."

N _____: Mary was afraid and upset.

N _____: But the angel said,

Angel _____: "Don't be afraid, Mary. God is happy with you.

ALL _____: You are going to have a baby!

Angel _____: His kingdom will never end."

Narrator _____: Mary asked,

Mary _____: "How will this be?"

Narrator: _____: The angel said,

Angel _____: "Nothing is impossible with God.
The Holy Spirit will come over you. This child will be
called...

ALL _____: Son of the Most High God."

Narrator _____: Mary said,

ALL _____: "YES.

Mary _____: I am a servant of the Lord. Let it be
done to me as God says."

Narrator _____: The angel left.

Narrator _____: Baby Jesus grew inside Mary.

Narrator _____: She was happy that she said

ALL _____: YES

Narrator _____: to God.

Suggestions: You can add ...

Simple costumes: For the angel: gold tinsel in a wreath
around the head, white sheet. For Mary: a scarf.

Sound effects: for God's deep voice use a microphone that
is used for karaoke. After the first line, have the kids hum
"Here Comes the Bride" or use romantic music.

Props: Print a big poster with the word YES. Shine a light from
behind the angel.

Special Effects: Toss confetti after she says "yes."

Silly Sentences

1. Photocopy onto card stock.
2. Cut apart. Drill one column at a time.
3. Turn face down in piles and draw one from each stack.
4. If you built a silly sentence that makes sense, you get 20 points. If you build a sentence that is not silly but still makes sense, you get 10 points. If you built a real sentence from the story you get 5 points. If your sentence does not make sense, no points, sorry! Highest points win.
5. Now, write your own silly sentences from the phrases.

Who or What	Did What	When or where
Mary	was	happy.
Baby Jesus	grew	inside Mary.
The angel	came	to Mary.
Nothing	is impossible	with God.
God	told the angel, Go	to Nazareth.

GrammART!

Recreate this sentence using the coding chart:

Baby Jesus grew inside Mary.

Coding Chart

Nouns in block letters: **NOUN**

Verbs in wavy letters: *VERBS*

Adjectives in curly letters: *Adjective*

Prepositional phrases in normal letters: Prepositional phrase

Answer Key:

<i>B a b y</i>	Jesus	<i>grew</i>	inside Mary.
Adjective	noun	verb	prepositional phrase

Phonemic Awareness

See Teacher's Guide for more detailed instructions.

1. Rhyme Time

Using letter tiles, change the first phonemes to form rhymes: **chop, quop, stop, whop, cop.**

Which words are nonsense?

2. Blen- Blen – Blend

Using letter tiles, change the last phonemes to form new words: **mad, maph, math, mash, man.** Which are nonsense words?


3. Magic Stepping Stones

First, work out the words on letter tiles. Then cut out and bend the Magic Steps on the right. Student reads while walking fingers up the steps. On the Magic Stepping Stones worksheet, while you say the sounds, the student writes the words in the rocks. Did he or she form the correct surprise word?

- | | | | | |
|----------|---------|---------|---------|---------|
| 1. sun | 2. run | 3. rub | 4. rubs | 5. ribs |
| 6. cribs | 7. crib | 8. crab | | |

4. Handy Dandy

Form the word "bench" with letter tiles. Glue them onto your fingers. Say, "Show me: /ch/, /nch/, /ben/, /b/, /en/, /be/, /bech/, /bench/. Use the short sound for e in /be/. Swap places and the student drills you. Now, use the above sound patterns while tracing the large letters below in different colors. Then, the student writes the letters while using the same patterns. Then substitute all vowels while they spell: bench, banch, bunch, binch, bonch.



crab

crib

cribs

ribs

rubs


rub

run

sun

Magic Stepping Stones

Can you magically turn one thing into another? Change one letter at a time and you will turn a sun into a ?????? What will it be? Cross the river as you go.



-
- | | | | |
|---------|----------|---------|---------|
| 1. sun | 2. run | 3. rub | 4. rubs |
| 5. ribs | 6. cribs | 7. crib | 8. crab |



Spell Well

Photocopy this page onto cardstock and cut into cards. Shuffle and lay the cards down in rows to play Concentration. The goal is to make the most matches. The matches consist of two of the same spelling patterns (either the name of the rule, the explanation of the rule, or words that follow the rule). The person with the most sets wins.

a or an	Use <u>a-n</u> when the next words starts with a vowel.	an angel
<u>a</u> servant	att<u>i</u>c	pan<u>i</u>c
Fantastic -ic	When you hear /ick/ at the end of a 2- or 3-syllable word, use <u>i-c</u> .	mom<u>my</u>
1-1-1	A word that has 1 syllable and 1 vowel and ends in 1 consonant is a 1-1-1 word. When adding a vowel suffix, double the last consonant.	pet<u>tt</u>ing
Drop silent e	When you are adding a vowel suffix to a silent <u>e</u> word, drop the <u>e</u> .	rac<u>i</u>ng
mak<u>e</u>r	ic<u>y</u>	lov<u>e</u>d

s or es	Use <u>e-s</u> when the words ends with <u>s</u>, <u>ch</u>, <u>sh</u>, <u>x</u> , or <u>z</u> . Use <u>s</u> for the rest.	match<u>es</u>
miss<u>es</u>	bab<u>ies</u>	fl<u>ies</u>
y to i add es	If a word ends in a consonant plus a y, change the y to i before adding es.	happ<u>i</u>ness
y to i add suffix	A word ends in a consonant plus a y, change the y to i before adding a suffix. *except <u>ing</u> and <u>ish</u>	repl<u>i</u>ed
au / aw ou / ow oi / oy	At the end of a word or syllable, these spellings are more common: aw, ow, oy, ay. These come in the middle or start: au, ou, oi, ai	ab<u>ou</u>t
h<u>ow</u>	rejo<u>i</u>ce	enjo<u>y</u>

FLOSS	When you hear a /f/, /l/, /s/, or /z/ at the end of a one-syllable, short-vowel word, double the <u>f</u> , <u>l</u> , <u>s</u> , or <u>z</u> .	t<u>ell</u>
b<u>l</u>essed	o<u>ff</u>	<u>ca</u>lled
Kiss the Cat	When you hear a /k/ sound at the start of a word, use <u>k</u> before an <u>i</u> or <u>e</u> , and <u>c</u> before <u>a</u> , <u>o</u> , <u>u</u> , <u>r</u> , or <u>l</u> .	s<u>ky</u>
K after consonant or long vowel	When you hear a /k/ after a consonant or long vowel, use <u>k</u> .	ask<u>ed</u>
-ck, -tch, -dge	Use <u>-ck</u> , <u>-tch</u> , or <u>-dge</u> in a one-syllable word RIGHT after the short vowel.	oak<u>k</u>
jud<u>ge</u>	ch<u>ck</u>	et<u>ch</u>

Multi-Syllable Madness

Photocopy these pages onto cardstock and cut into cards. You can play games with them such as "Go Fish," "Concentration," or speed race to build full words.

happy

Jesus

Joseph

obey

rejoice

baby

holy

over

never

upset

afraid

kingdom

mighty

inside

nothing

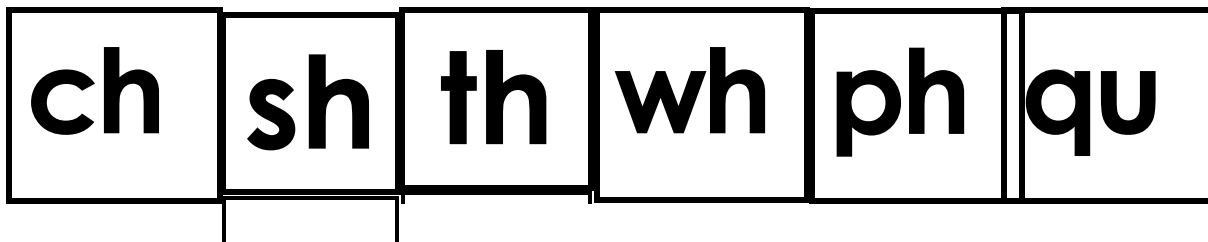

going

about

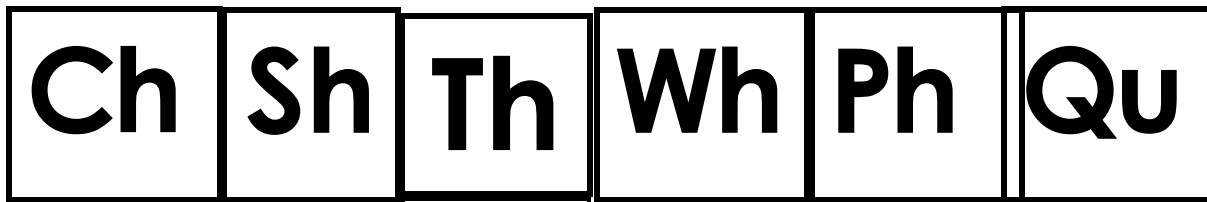

happy	hap	py
Jesus	Je	sus
Joseph	Jo	seph
obey	o	bey
rejoice	re	joice
baby	ba	by
holy	ho	ly

never	nev	er
upset	up	set
afraid	a	fraid
kingdom	king	dom
mighty	might	y
inside	in	side
nothing	no	thing
going	go	ing
about	a	bout
over	o	ver

Alphabet (lowercase) to print on cardstock and cut into squares.



Alphabet (uppercase) to print on cardstock and cut into squares.



.