

Name _____

Story 1.12 A Stick Struck the Rock Numbers 20:1-13 (-ck)

Directions: 1. Read the Bible story aloud from your Bible in your own native language or a children's Bible. 2. Ask: What problem did the Jewish people have in the desert? How did God help? 3. Students pre-read the words in the boxes below. 4. Students read the bolded words in the *I Read, You Read Bible Story* (page 2). Stronger readers read the unbolded words. 5. Ask: God sent water flowing from a rock! What does this teach you about God? In what ways has God surprised you? Provided for you (taken care of you)? 6. Color code or label the words in the drawing. Fill in the word bubble with words the character might say. Write a summary sentence.

Words to Read

pack, smack, whack, back, black,
crack, clack,

lack (what you do not have)

quick, sick, stick, brick, trick, chicks

rock, flock check


luck, yuck, suck, stuck, struck

Sight Words

like, water, our, Moses

Rule Breakers

they, said, have,
are, his, to, give,
you, again, from,
pulled, was, what



Story 1.12 A Stick Struck the Rock

I Read, You Read Bible Story (Numbers 20:1-13)(-ck)

Moses led the Jews into the desert to go to their new home.

But they said, “We will pack and go back. We lack water and all the good food we had in Egypt.

Yuck. We have no luck. We are stuck in this hot desert. We are thirsty. Our animals are thirsty.

Quick! Chicks are sick. Our flocks are sick. They will kick.”

Moses went back to check with God, “Help us!”

God said to Moses, “I will help you. You must

tell a big rock to give you water.” What? A rock? Yes.

Moses did pick a big, black stick. Moses said to the men,

“Must I get you water from this rock?”

Moses pulled back. He struck the rock...

smack, whack, clack. It felt like a brick.

Moses struck the rock again....smack, whack, crack.

Fresh, clean, wet, water came flowing out of the rock.

It was not a trick. “We have luck!” The men sucked water.

So did the women and children and animals.

But God was mad at Moses. Why?

He did not speak to the rock.

He struck the rock – whack, whack!



The End


Story 1.12: A Stick Struck the Rock

I Read, You Read Bible Story Numbers 20:1-13 (-ck)

Name _____



1. Moses led the Jews into the desert to go to their new home.



2. But they said, "We will pack and go back."



3. "We lack water
and all the good food
we had in Egypt."



4. "Yuck. We have no luck. We are stuck in this hot desert."



5. "We are thirsty. Our animals are thirsty. "



6. "Quick! Chicks are sick. Our flocks are sick.
They will kick."



7. Moses went back to check with God, "Help us!"




8. God said to Moses, "I will help you. You must tell a big rock to give you water." What? A rock? Yes.



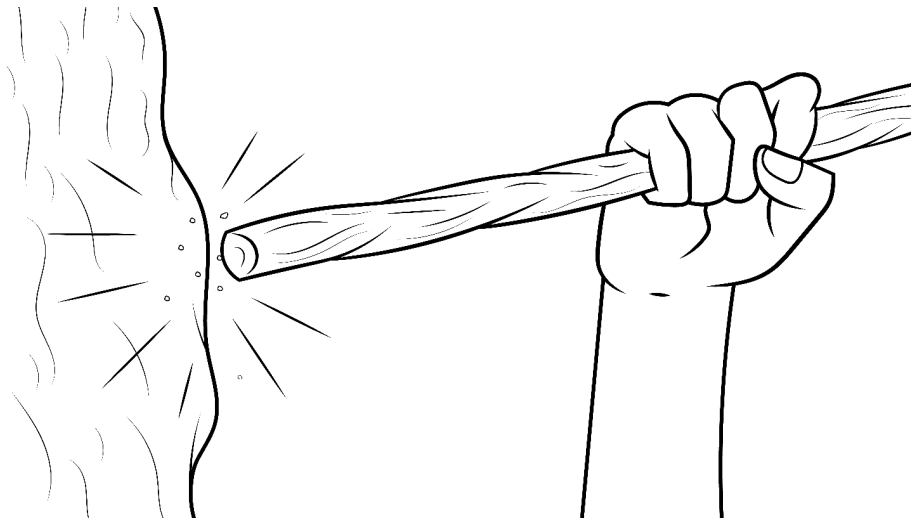
9. Moses did pick a big, black stick.



10. Moses said to the men, "Must I get you water from this rock?"

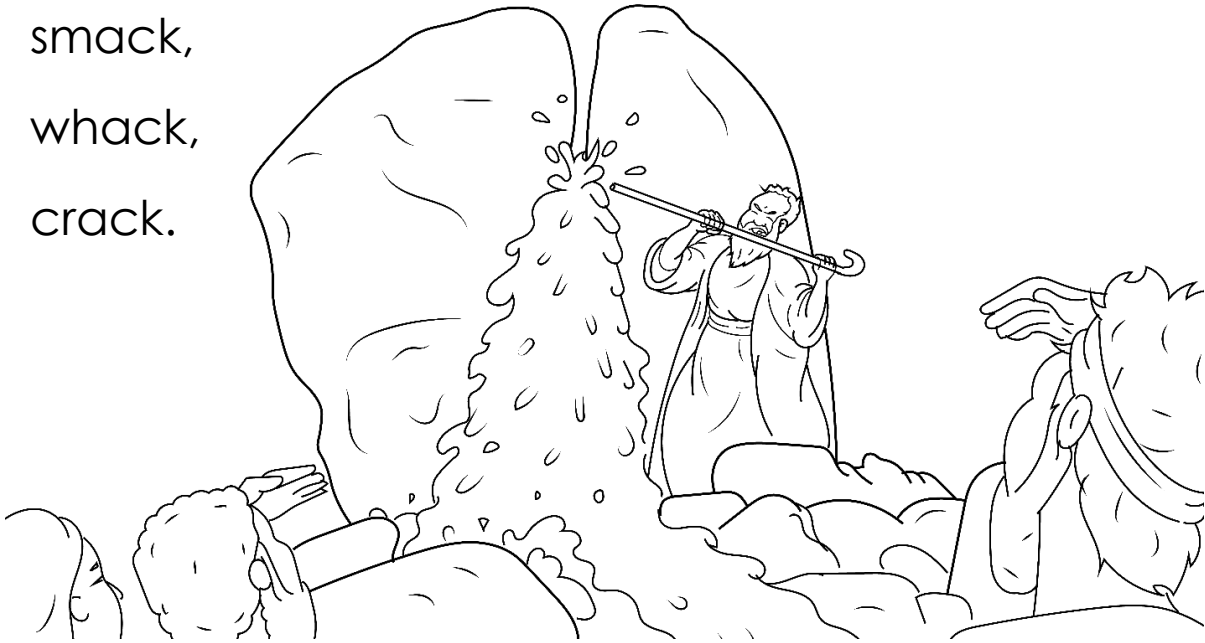


11. Moses pulled back. He struck the rock...
smack,
whack,
clack. It
felt like a
brick.



12. Moses struck the rock again....

smack,
whack,
crack.



13. Fresh, clean, wet water came flowing
out of the rock.




14. It was not a trick.

“We have luck!”


The men sucked water.



15. So did the women
and children
and animals.



16. But God was mad at Moses.



Why? He did not speak to the rock.

17. He struck the rock – whack, whack!



The End

1.10 SONG: A Stick Struck the Rock

Song with Pre-Read Words

We are stuck, out of luck.

In this desert –
hot and yuck.

Rule Breakers
give, from,
want, their

New Words

black, whack,
smack, crack,
pack, back,
lack, stick,
quick, sick,
chicks, luck,
struck, stuck,

With a black stick
and a whack, give the rock
a smack. Water fell
from the rock's crack.

We will pack and go back.
We want water that we lack.



With a black stick and a whack, give the rock a
smack. Water fell from the rock's crack.

Sight Words

water, desert,
Moses, talk

Check, go quick. Flocks are sick.
So are the chickens and their chicks.

With a black stick and a whack, give the rock a smack. Water fell from the rock's crack.

“Moses, pick a big stick.
Talk to the rock.
This is not a trick.”



With a black stick and a whack, give the rock a smack. Water fell from the rock's crack.

The stick went whack, then a crack. Two hits. It went smack and smack!

With a black stick and a whack, give the rock a smack. Water fell from the rock's crack.

With a black stick and a whack, give the rock a smack. Water fell from the rock's crack.

SONG: **A Stick Struck the Rock**

We are stuck, out of luck. In this desert - hot and yuck.

With a black stick and a whack, give the rock a smack.

Water fell from the rock's crack.

We will pack and go back. We want water that we lack.

With a black stick and a whack, give the rock a smack.

Water fell from the rock's crack.

Check, go quick! Flocks are sick.

So are the chickens and their chicks.



With a black stick and a whack, give the rock a smack.

Water fell from the rock's crack.


"Moses, pick a big stick. Talk to the rock. This is not a trick."

With a black stick and a whack, give the rock a smack.

Water fell from the rock's crack.

The stick went whack, then a crack

Two hits. It went smack and smack.



With a black stick and a whack, give the rock a smack

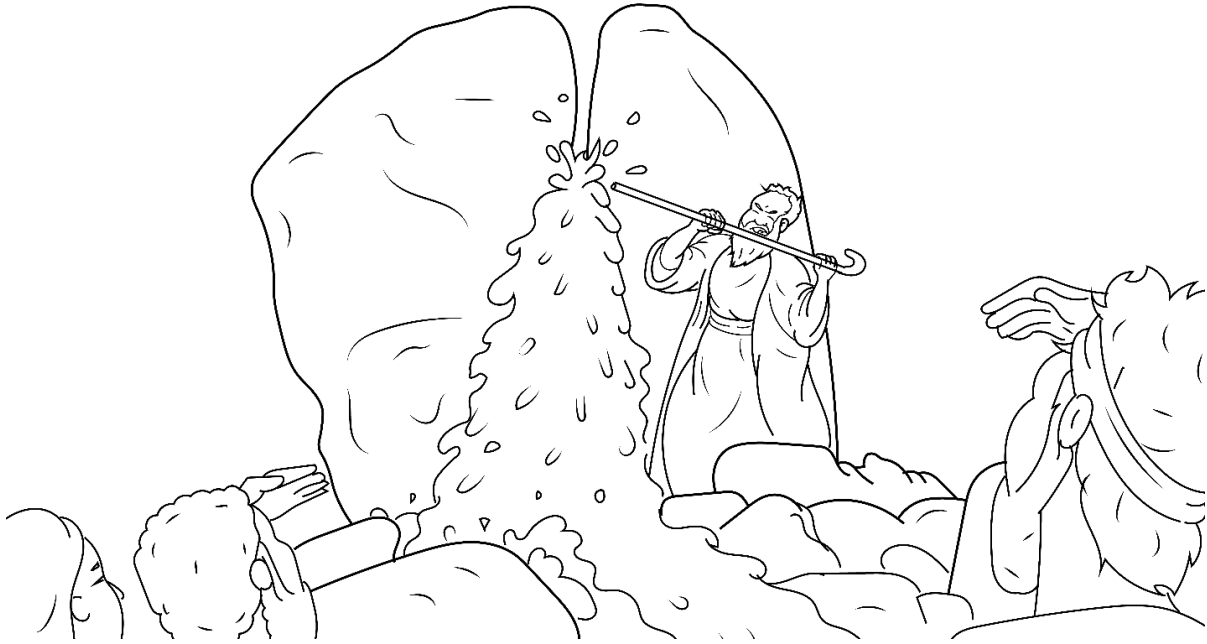
Water fell from the rock's crack.

With a black stick and a whack, give the rock a smack

Water fell from the rock's crack.

Name _____

Song 1.12 A Stick Struck the Rock (Numbers 20:1-13)




1. We are stuck, out of luck.



2. In this desert - hot and yuck.



3. With a black stick and a whack, give the rock a smack. Water fell from the rock's crack.



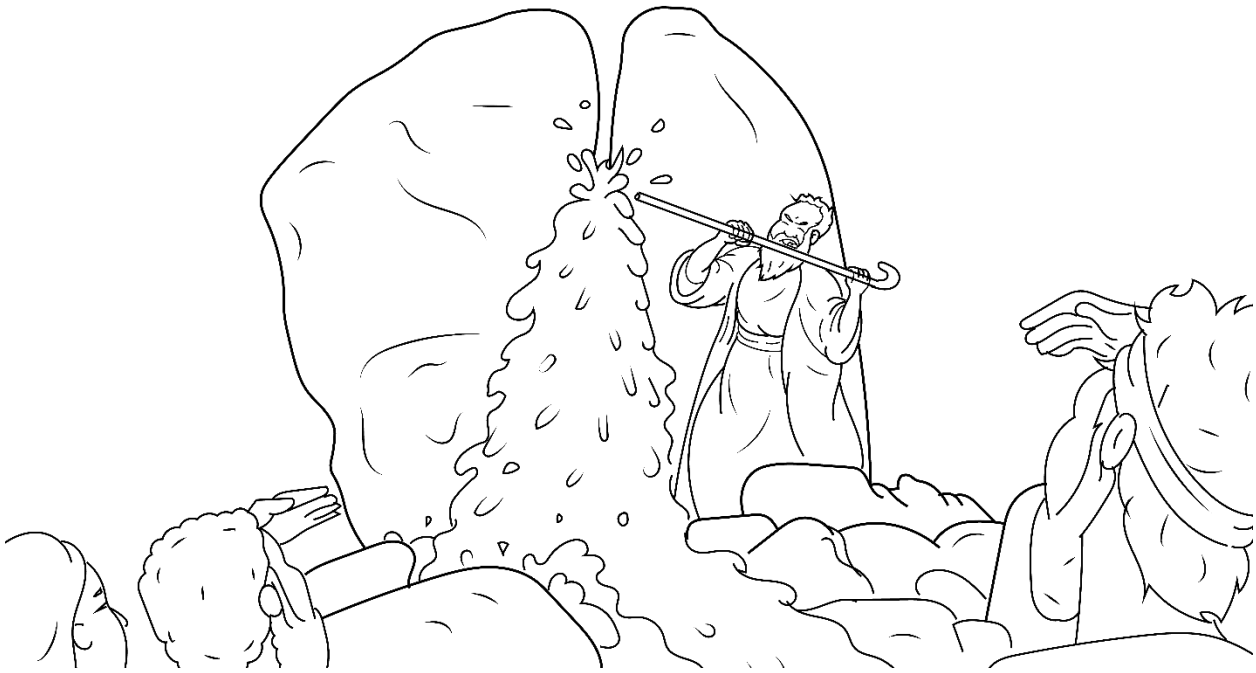
4. We will pack and go back.



5. We want water that we lack.



6. With a black stick and a whack, give the rock a smack. Water fell from the rock's crack.



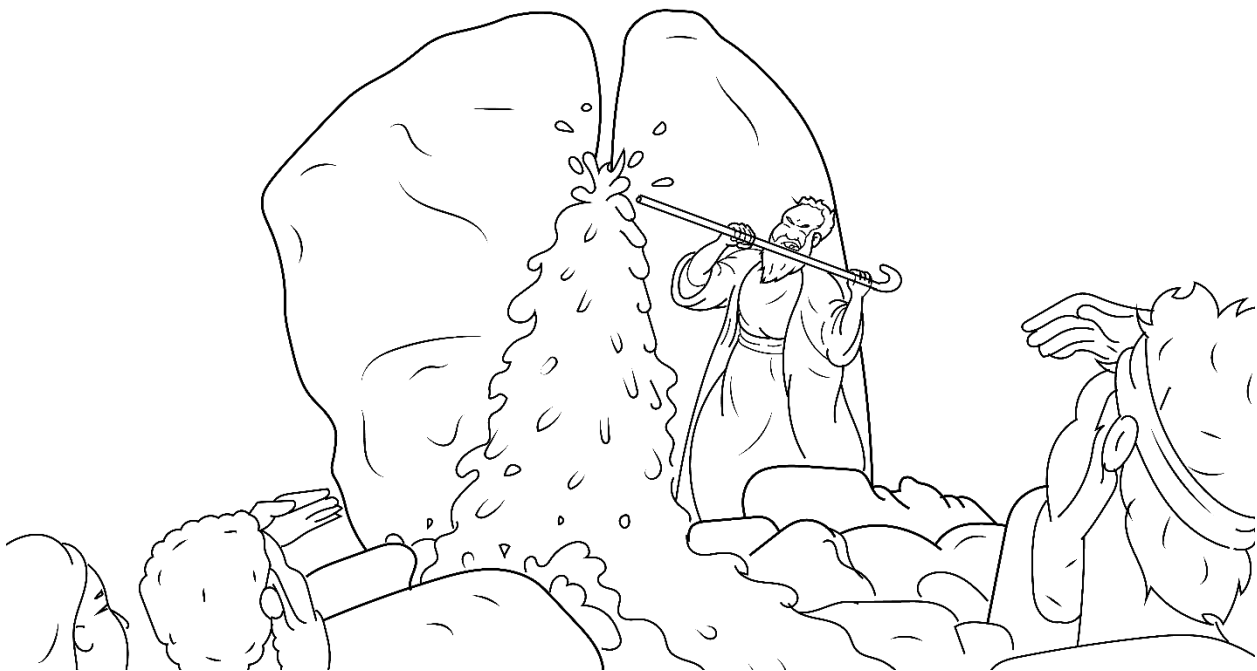
7. Check, go quick. Flocks are sick.



8. So are the chickens and their chicks.



9. With a black stick and a whack, give the rock a smack. Water fell from the rock's crack.



10. "Moses, pick a big stick."




11. "Talk to the rock. This is not a trick."



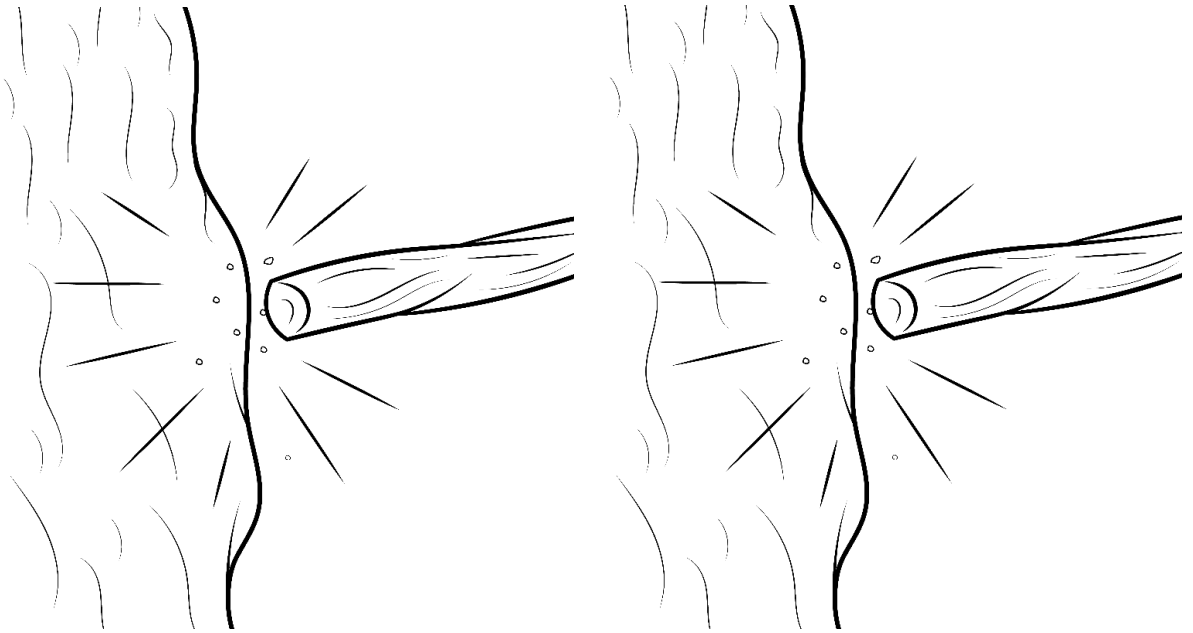
12. With a black stick and a whack, give the rock a smack. Water fell from the rock's crack.



13. The stick went whack, then a crack.




14. Two hits. It went smack and smack.



15. With a black stick and a whack, give the rock a smack. Water fell from the rock's crack.



16. With a black stick and a whack, give the rock a smack. Water fell from the rock's crack.



The End

1.12 Song: A Stick Struck the Rock (-ck)

Name _____

Fill in the missing letters and words.

We are stu _ _ , out of luck.

In this desert - hot and y _ _ _.



With a black stick and a whack, give the _ _ _ _
a smack. Water fell from the rock's crack.

We will _ _ _ _ and go back.

We want water that we lack.



With a black stick and a whack, _ _ _ _ the rock
a smack. Water fell from the rock's crack.

Check, go _ _ _ _ ! Flocks are sick.

So are the chickens and their _ _ _ _ _ .

With a black stick and a whack, give the rock a
smack. Water fell from the rock's crack.

“Moses, pick a big stick.

Talk to the rock.

This is not a _ _ _ _ _ .”




With a black stick and a whack, give the rock a smack. Water fell from the rock's crack.

The stick went _ _ _ _ _ , then a crack

Two hits. It went smack and smack.

With a black stick and a whack, give the rock a smack. Water _ _ _ _ _ from the rock's crack.

With a black stick and a whack, give the rock a smack. _ _ _ _ _ fell from the rock's crack.



Name _____

Song 1.12 A Stick Struck the Rock


(Numbers 20:1-13)(-ck) Song in Color



1. We are stuck, out of luck.




2. In this desert - hot and yuck.



3. With a black stick and a whack, give the rock a smack. Water fell from the rock's crack.



4. We will pack and go back.




5. We want water that we lack.



6. With a black stick and a whack, give the rock a smack. Water fell from the rock's crack.



7. Check, go quick! Flocks are sick.




8. So are the chickens and their chicks.



9. With a black stick and a whack, give the rock a smack. Water fell from the rock's crack.



10. "Moses, pick a big stick."



11. "Talk to the rock. This is not a trick."



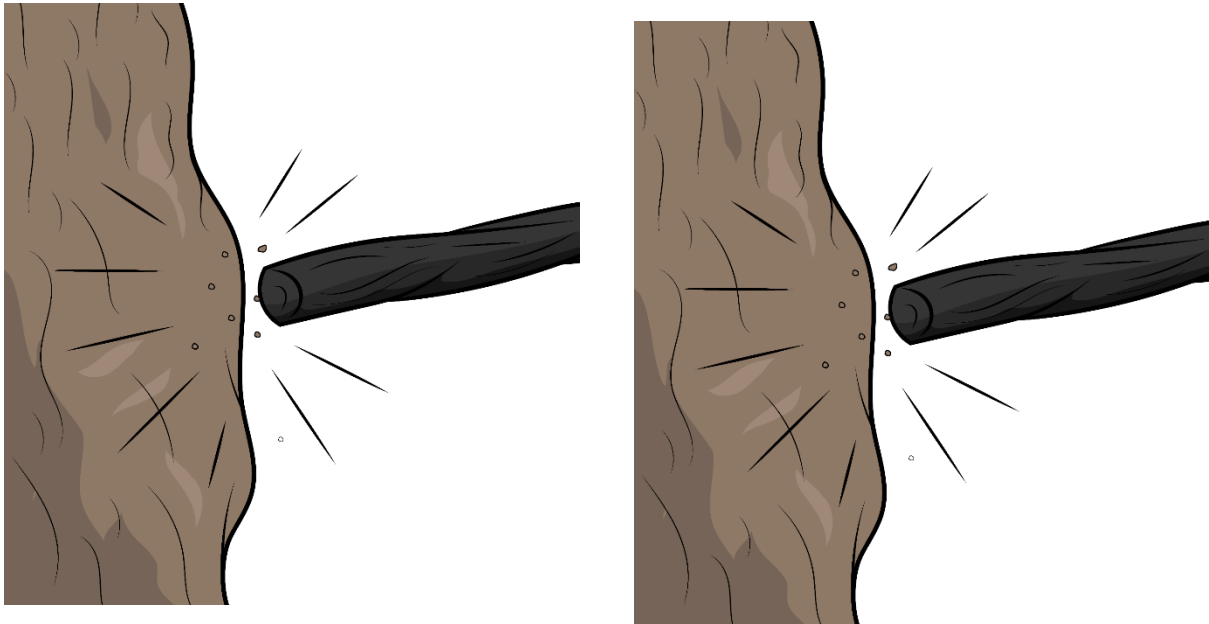
12. With a black stick and a whack, give the rock a smack. Water fell from the rock's crack.



13. The stick went whack, then a crack.



14. Two hits. It went smack and smack.



15. With a black stick and a whack, give the rock a smack. Water fell from the rock's crack.



16. With a black stick and a whack, give the rock a smack. Water fell from the rock's crack.



The End

Extension Activities: Bring Your Needs and Thirst to the Lord

In this activity, kids will eat crackers and have a special prayer time

Prepare: Find a picture of the Desert of Zin at the link below. Print it or show it on your laptop. Bring: saltine crackers, plates, cups, water. Optional: Create an atmosphere for prayer: mats, rugs, soft music, electric candles

<https://biblicalhistoricalcontext.com/assets/images/exodus-itineraries/zin.png>

Do: Give the kids some saltine crackers. Do not give them anything to drink (just yet). **Say:** Look at this picture of the Desert of Zin. It was in the Wilderness of Sin in the Sinai Peninsula between Egypt and the land of Canaan. While you eat these crackers, describe it to me. (deserted, dry, barren, hot, arid, thirsty, parched, waterless, lifeless, blistering). **Say:** The desert areas around Israel are supremely harsh. Even driving through those desolate, vast stretches of rock and mountains and sand in an air-conditioned car, you know that if your car breaks down, you could be in real trouble. **Ask:** What kind of trouble could you get in? What do you think would grow or live there? How would you feel if you had to walk through the desert or live there? (scared, alone, forgotten, worried, thirsty, abandoned, forgotten) If you lived there, what food or drink would you miss?

Read Numbers 20:1-5. **Say:** At God's direction, Moses was leading the entire Jewish population through the desert to Canaan. It was called the Promised Land because God promised to bring them into this land that was flowing with milk and honey. In other words, it was a sweet land with water, grass, and shade that would meet their needs. But they weren't there yet. They were stuck in the desert and they were THIRSTY. **Ask:** How does it feel to be thirsty? What did Moses do when he was faced with this impossible situation?

Read Numbers 20:6: "Moses and Aaron went from the assembly to the entrance to the tent of meeting and fell facedown, and the glory of the LORD appeared to them." **Say:** The tent of meeting was like their church. How does laying down before the Lord change you? **Say:** Let's go to the Lord, like Moses did, with our needs. Let's either kneel or lay down and quietly tell the Lord what you need. Trust him. Ask him to meet your needs.

Do: While the kids are still thirsty, **turn the lights down.** **Say:** Sometimes we go through times in our own lives that feel like we are in a desert – alone, miserable, forgotten. God will come through for you, too. **Give them some quiet time** to talk to the Lord silently about their needs. Make the offer to **pray** with those who would like that. Tell the kids they are welcome to kneel or lay down. Lay out some mats or rugs. You might want to play some soft, instrumental music. After the prayer time, give each child a cup of cold water. **Read:** Numbers 20:11.

Bright Idea: Make this time of prayer an ongoing tradition in your classroom.

Extension Activities: Who Really Gave Them Water?

In this activity, kids will read a letter and act out giving the credit to God.

Prepare: Print one of the following pages for each child. Fill in their name on the line. Fold them and write the names on the outside of the folded paper. Put them all in a box and gift wrap the box. Put in on a shelf.

Ask: Why was God upset with Moses? **Read aloud Numbers 20:9-13.** **Say:** Moses should have said something like, "Watch the glory of the Lord. He is going to do a miracle. God himself is going to provide water. He will bring it out of a rock! When you drink the water, thank God for providing for you in this miraculous way." But Moses said, "Must WE bring you water out of this rock?" **Ask:** How did his words steal from God? **Say:** God watches our actions and our words. We must be careful to not take credit away from God. He gave us everything and we need to praise him and tell others the truth – that God is the one who gives and HE deserves the credit. Honor God as Holy. Give him the praise.

Do: Reach up and bring down the gift box as though you are getting it from God. Let the kids open the box and read their letters. **Say:** God is the one who gives us our gifts and talents. It's easy to forget our unseen God when we get a compliment. Let's say that you played a song on the piano. Your friends and family say to you, "You are amazing. You are so talented." Hopefully, you will respond with thanks but it's a great habit to also share the credit with God. After all, He is the one who gave you parents who paid for your lessons. God is the one who gave you the talent to remember the chords and provides our teachers. So, let's not be like Moses who took the praise away from God." Practice this in pairs. One kid gives a compliment to his partner. She will say thanks and then give the credit to God. Use these examples:

Calvin: Wow, you really hit that ball out of the park. You're amazing!

Chris: Thanks. I'm so grateful for God's help.

Alina: You look so pretty! I love that dress.

Rachel: Thank you! God gave me a wonderful grandma who bought it.

Bright Idea!

Follow up for your next lesson: Use the same letter from God and turn them into prayers back to God: Thank you, God, for my health. I had the flu last week and YOU cured me. Thanks for the doctor and medicine. Thank you for my mom who took care of me. You are so kind. Amen.

Dear _____,

I love you so much. I gave you and will continue to give you what you need to be healthy and happy as you grow. Now, remember...my gifts don't always come all at one time, but enjoy them. Use my gifts to help others and tell people about my love. Remember...



I am the one who gives you life.

I am the one who gives you parents.

I am the one who gives you health.

I am the one who gives you brains.

I am the one who gives you food and water.

I am the one who gives you an education.

I am the one who gives you family members.

I am the one who gives you talents and skills.

I am the one who gives you teachers, coaches, and tutors.

I am the one who gives you friends.

I am the one who watches over you, even when it doesn't feel like it.

I am the one who loves you always, no matter what.

I am the one who makes a way for us to live together now and forever.



With huge love, from God – your father in heaven with the Lord Jesus Christ and the sweet Holy Spirit.

Extension Activities: Whines and Wails or Please and Praise?

In this activity, kids will create a prayer journal to use as a daily habit.

Prepare: Print several of the Prayers and Praises page for each child.

Read Numbers 20:1-6. **Ask:** How did the people act when they started to get thirsty? Did they go to God with their needs? How did they treat Moses? **Say:** Moses – with God's mighty help – rescued the Israelites out of slavery. When the whole population walked right through the Red Sea, their lives were spared and their enemies, the Egyptian army, was drowned. God again spared their lives by sending them through the desert on their way to the Promised Land. Why? The ferocious Philistines lived along that route, and so God was sparing them again. The Israelites could have gone to God with their needs but instead just complained to Moses. Don't we do that sometimes? Let's learn to bring our complaints, needs, and even our thanks and praises to God. Look at your Prayers and Praises paper. If the Israelites were filling it out, what might the Prayers column have asked God for? (water, safety, food, shelter, strength to get to the Promised Land). What might the Praises column have thanked God for? (freedom from slavery, escape through the Red Sea, all 2.4 million people getting out of Egypt, sparing them from war with the Philistines, Moses for his leadership, providing for them all along, the hope ahead).

 PRAYERS AND PRAISES 	
Every day, read one chapter in your Bible. Record what you read and what you learned. What would you like to ask of God? Write it on the left. Write your thanks and praises on the right. Go back and check the boxes if and when God answers your prayers. Do this daily and you will build a friendship with your Lord.	
Date: Wednesday Nov. 14	What I read: Numbers 20:1-13
What I learned: God can do anything, even bring water from a rock.	What I will do: Ask God to do what seems impossible. Believe he can do it!
Prayers	Praises
Dear Lord, Please... <input type="checkbox"/> Help me pass math! <input type="checkbox"/> Heal my grandma <input type="checkbox"/> make me friends again with Emma <input type="checkbox"/>	Dear Lord, THANK YOU for... <input checked="" type="checkbox"/> my dad getting home safe <input checked="" type="checkbox"/> my aunt's new dog - so cute <input type="checkbox"/>

Stop whining and start praying! Stop wailing and start thanking God for all the ways he has and is blessing you! If you don't already have a daily "Quiet Time" with the Lord, this is a great way to start. Print a page for every new day. Punch holes and put the pages into a 3-ring binder. Read a chapter or passage from the Bible and fill in the chart. When God answers, check the boxes. It will become your best habit!



PRAYERS AND PRAISES



Every day, read one chapter in your Bible.
Record what you read and what you learned.

What would you like to ask of God? Write it on the left. Write your thanks and praises on the right. Go back and check the boxes if and when God answers your prayers.

Do this daily and you will build a friendship with your Lord.

Date:	What I read:
What I learned:	What I will do:
Prayers	Praises
Dear Lord, please...	Dear Lord, THANK YOU for...
<input type="checkbox"/>	
<input type="checkbox"/>	
<input type="checkbox"/>	
<input type="checkbox"/>	
<input type="checkbox"/>	
<input type="checkbox"/>	
<input type="checkbox"/>	
<input type="checkbox"/>	
<input type="checkbox"/>	
<input type="checkbox"/>	

Extension Activities: **NOTHING** Like Clean, Fresh Water!

In this activity, kids will support a mission that provides clean water.

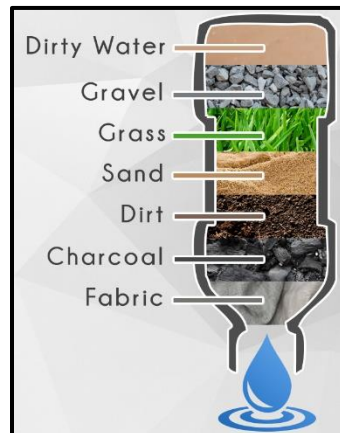
Prepare: Spend some time exploring His Hands Mission International online. <http://hishandsmission.com/> Be prepared to show the children this 4-minute video: https://www.youtube.com/watch?v=mVnqye1_HQ&t=5s

Add to a bottle of water, a pinch of dirt, sand, and tiny twigs.

Ask: What was the number one problem the Israelites had in the desert? Why is water so important? **Say:** Water is essential to life. Some people in dry African countries don't have enough water. Now, some countries do have enough water. The problem is that their water is often dirty and full of tiny, invisible worms and germs that can be dangerous. When children drink the water, the tiny worms in their stomach and grow. Those poor children get sick and can't grow right. The water from the streams and ponds often looks like this.

Pass around the bottle of dirty water. **Ask:** Does your drinking water ever look like this? **Say:** One American missionary named Joel Ayccock moved to a poor country called Honduras. He began to build filters to clean the water. When a village gets clean water, the children feel well enough to go to school and their lives improve. It only costs \$75 to bring a filter to a house that will serve around 10 people for 20 years of healthy, pure water!

Together, **think of ways that your class can raise** \$75: a toy or cookie sale, home chores. Get some bottles (for example from Ensure). Empty, clean, and remove the labels. Ask friends and family to drop a few quarters into the bottle. Put your money together as a class and see what the Lord does. He brought water out of a rock for the Israelites. God can help you bring clean water to poor kids!



Read the PDF book called "Water for Juanita." Find it on the menu box for this lesson: 1.12.

For Extra Fun: Build your own water filtration system in a bottle. Watch this video to see how layers of pebbles and other items can clean water that is dirty.

<https://www.jpl.nasa.gov/edu/learn/project/make-a-water-filter/>